

Sermon Notes & Activities


for Kids!

6 PAGES OF ACTIVITIES FOR DIFFERENT LEVELS AND AGES!

The collage features six activity pages:

- Hand of Prayer:** A page with various prayer prompts and speech bubbles. Prompts include "Thank you for ...", "This past week, I'm sorry for ...", "God, you are so ...", "Please help me ...", "I'm sorry for...", "Thank God!", "Pray for others", and "Pray for me...".
- Create a playlist:** A page with a smartphone graphic and a list of three numbered boxes for song titles. The text says: "Write a conversation between two characters from the story. Or, write a conversation between you and God. Ask questions you have about today's story and lesson." and "Create a playlist. Choose three songs that represent the characters or theme of today's lesson."
- Sunday Reflection:** A page with a "NAME:" field, "Today is: Sunday", "One song we sang today is:" with a guitar icon, "Today's lesson was about:" with a book icon, "A Bible verse we heard was:" with a dotted box, and a heart-shaped prayer template: "Dear God, Thank you for _____ Please take care of _____ I love you Amen."
- Lesson Reflection:** A page with "NAME:" and "DATE:" fields, "The main idea of today's lesson is:" with a lightbulb icon, "My favorite song we sang today:" with a guitar icon, "What's one detail or example from the lesson that supports the main idea?" with a speech bubble, "What Bible verse was used in the lesson?" with a box, "Words I heard, but don't know..." with a speech bubble, "How can you connect this lesson to your own life?" with a box, and "Three things I can pray for this week:" with three heart icons and lines.
- THINK OUTSIDE OF THE BOX!** A small box icon with the text "THINK OUTSIDE OF THE BOX!"

Hand of Prayer



Fill-in each bubble, then say your prayer to God.

"...pray without ceasing, give thanks in all circumstances"
1 Thessalonians 5:17-18

When you're finished, color in your hand of prayer!



In church we ...

**listen to music
and sing to God**

Draw a picture of you singing to God!




pray


We can thank God for all He does for us! Draw a picture of what you're thankful for:

read the Bible

Color the Bible and cross



and learn about God!




NAME: _____

Today is:

Sunday

One song we sang today is:



Today's lesson was about:



A Bible verse we heard was:

Dear God,

Thank you for _____

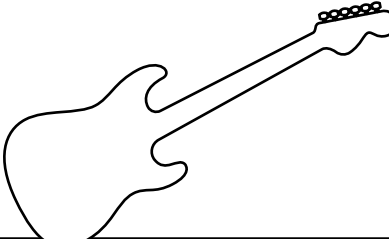
Please take care of _____

I love you.
Amen.

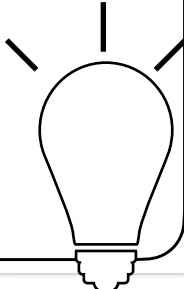
NAME: _____

Today is:
Sunday

My favorite song we sang today:




Today's lesson was about:



Words I heard, but don't know...

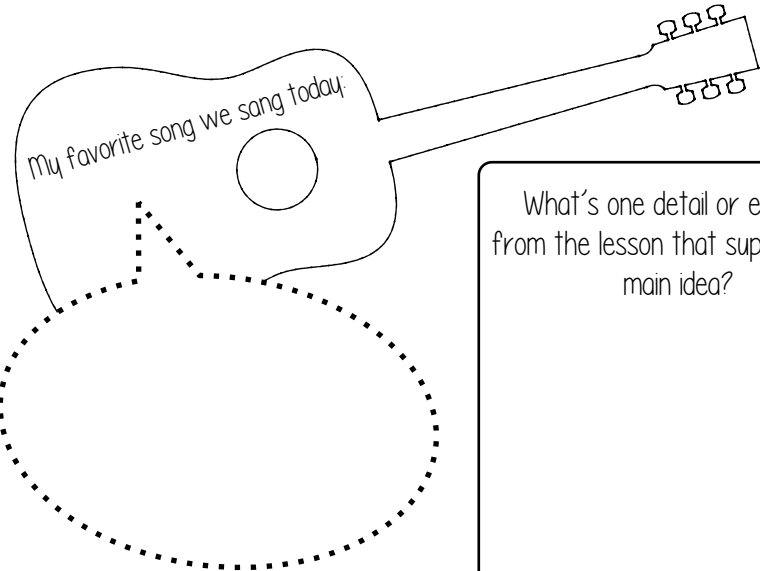
Draw a picture of something you heard or learned about in church today:



A Bible verse we heard was:

This week, I can pray for:

NAME: _____
DATE: _____




Words I heard,
but don't know...



Three things I can pray for this week:

- ♥ _____
- ♥ _____
- ♥ _____

What's one detail or example from the lesson that supports the main idea?




The main idea of today's lesson is:

What Bible verse was used in the lesson?



How can you connect this lesson to your own life?



NAME: _____

DATE: _____

Write a conversation between two characters from the story.
Or, write a conversation between you and God. Ask questions you have about today's story and lesson.

A large graphic of a smartphone with a black border and a white screen. On the screen, there are four empty speech bubble shapes arranged vertically, intended for writing a conversation. The top bubble is on the left, the second is on the right, the third is on the left, and the fourth is on the right.



Create a playlist

Choose three songs that represent the characters or theme of today's lesson:

1.

2.

3.

.....
: CREATE SOME #HASHTAGS :
: BASED ON TODAY'S LESSON: :
.....

#

#

the **ESL** girl

ENGLISH AS A SECOND LANGUAGE



Thank you!

THANKS FOR SUPPORTING A FELLOW TEACHER! I'M KIM & I LOVE TEACHING ALL THINGS ESL / ELL RELATED. MY GOAL IS TO HELP SECOND LANGUAGE LEARNERS FEEL **COMFORTABLE, SAFE, AND CONFIDENT**. IF THEY LEAVE THE CLASSROOM FEELING LIKE SOMEONE BELIEVES IN THEM, THEN I'VE DONE ALL THAT MATTERS.

PLEASE FEEL FREE TO USE THIS RESOURCE FOR ALL OF YOUR CLASSES & EDUCATION NEEDS. HOWEVER, PLEASE DO NOT SHARE WITH OTHER TEACHERS OR POST IN SHARED-FOLDERS OR CLAIM ANY OF THE ITEMS IN THIS RESOURCE AS YOUR OWN. IT'S GREATLY APPRECIATED!

@THEESL GIRL
#THEESL GIRL
WWW.THEESL GIRL.COM



POST YOUR STUDENTS USING ONE OF MY RESOURCES & TAG @THEESL GIRL FOR A REPOST!