



CLASSROOM ROUTINES:

with vocabulary



“BELL-RINGERS”

“MORNING WORK”

“WARM-UPS”

“JOURNAL TIME”

The first 5-10 minutes of every class.

- *Give students a task or question*
- *Independent work*
- *works great with free-writing practice, too*

Management:

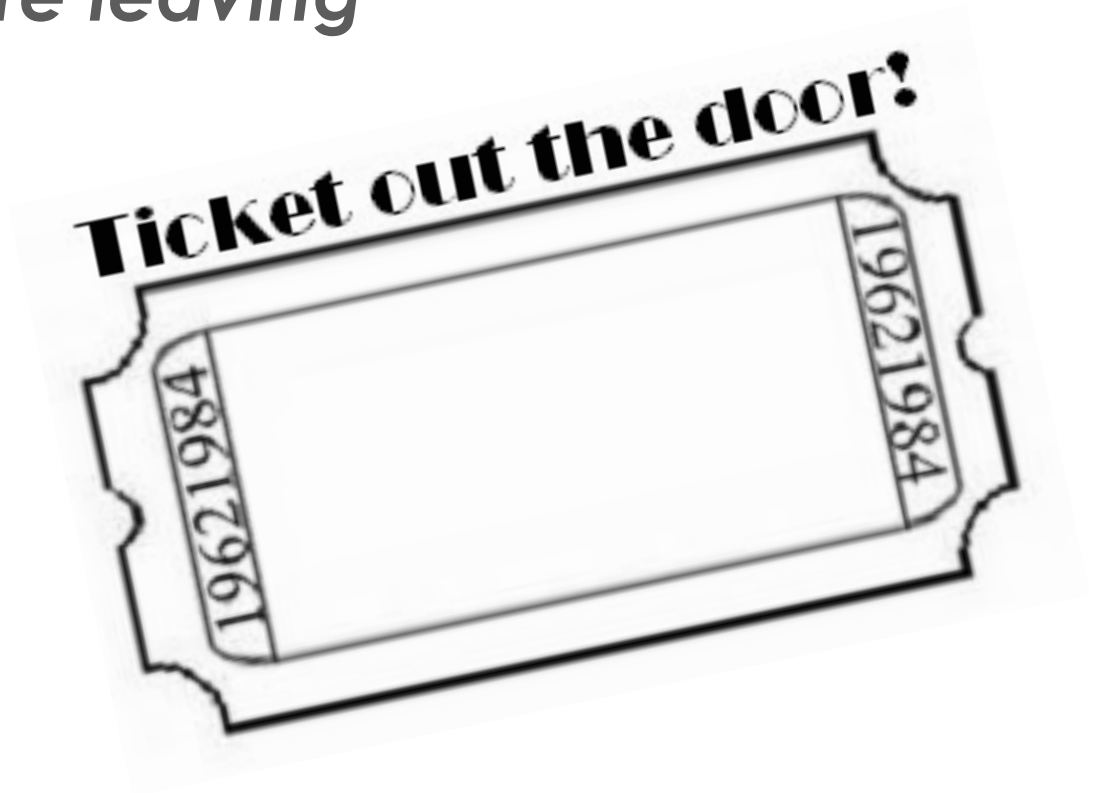
- *Keep in a notebook*
- *don't need to mark*
- *mark one a week*
- *quick review as a class / partners*

The logo consists of the word "ENGLISH" in large, colorful, blocky letters (blue, green, yellow, orange, pink, blue, green) stacked above the words "BELL-RINGERS" in white, bold, blocky letters. The "BELL-RINGERS" text is set against a solid orange rectangular background.

“TICKET-OUT-THE-DOOR”

“EXIT-WORK”

- *Like a “bell-ringer” but at the end of a lesson*
- *Ask one essential question from the lesson as a quick assessment*
- *assign one task to complete before leaving*



M, T, W, TH, F

ROUTINE

➤ *Assign a task form M-F, and keep it the same every week:*

Monday: Write a sentence

Tuesday: Draw a picture

Wednesday: Act it out / make a gesture

Thursday: Write a list of synonyms

Friday: Write a silly story

OR

Everyday choose one box from vocabulary “Bingo”, but must be different every day.


SILENT READING + TASK

Reading is never a solitary task.

Always give them a task:

- *Write-down & look up new words*
- *Vocabulary Bingo / Choice board*
- *Write a prediction*
- *“This reminds me of...”*

ACTIVE READING
**Read, Stop,
Think!**



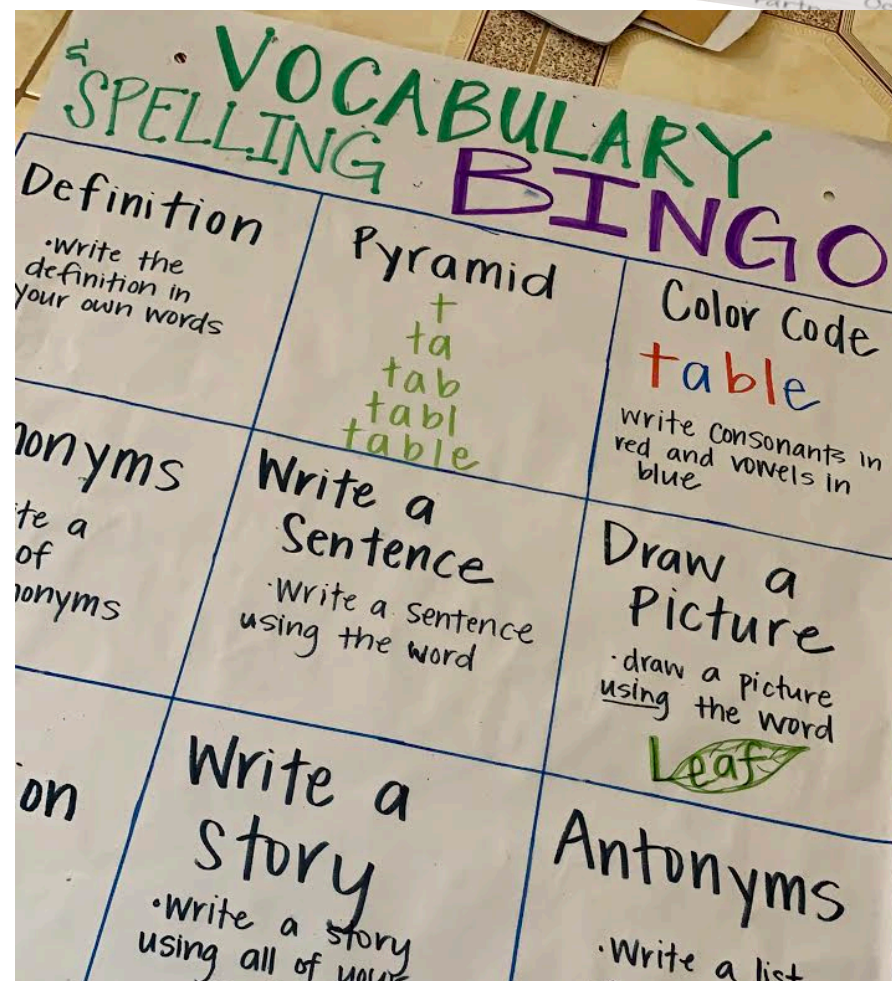
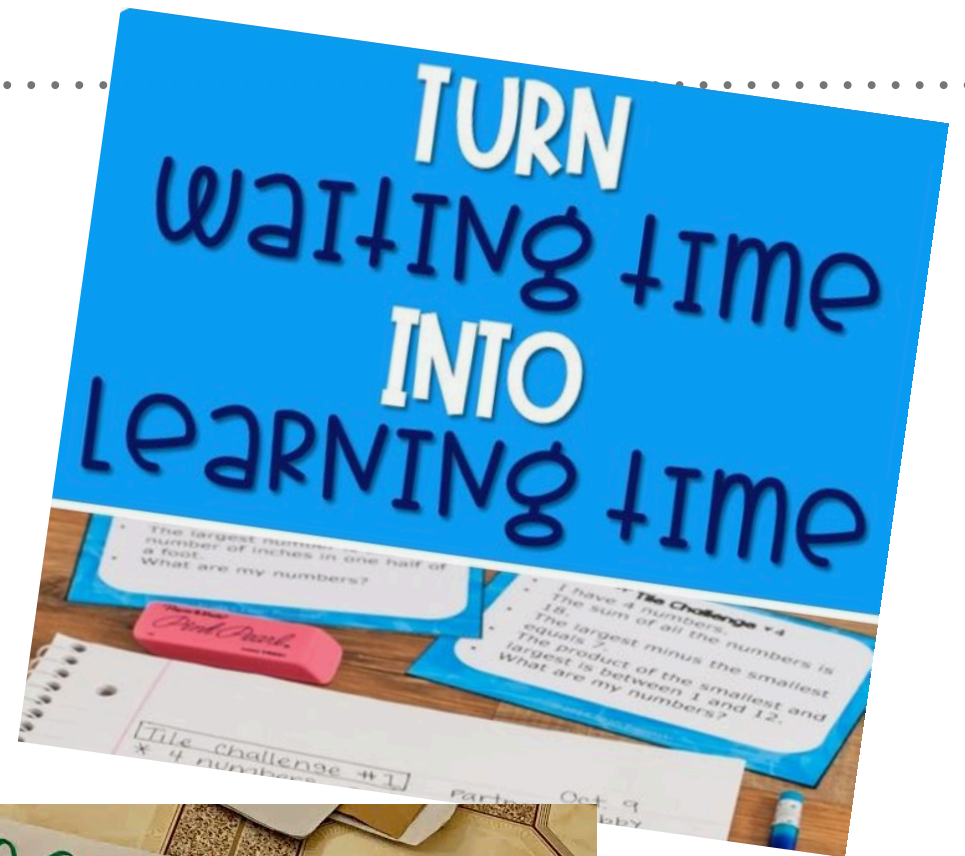
DONE EARLY?

No such thing as:

- waiting
- being bored
- doing nothing

Give a task:

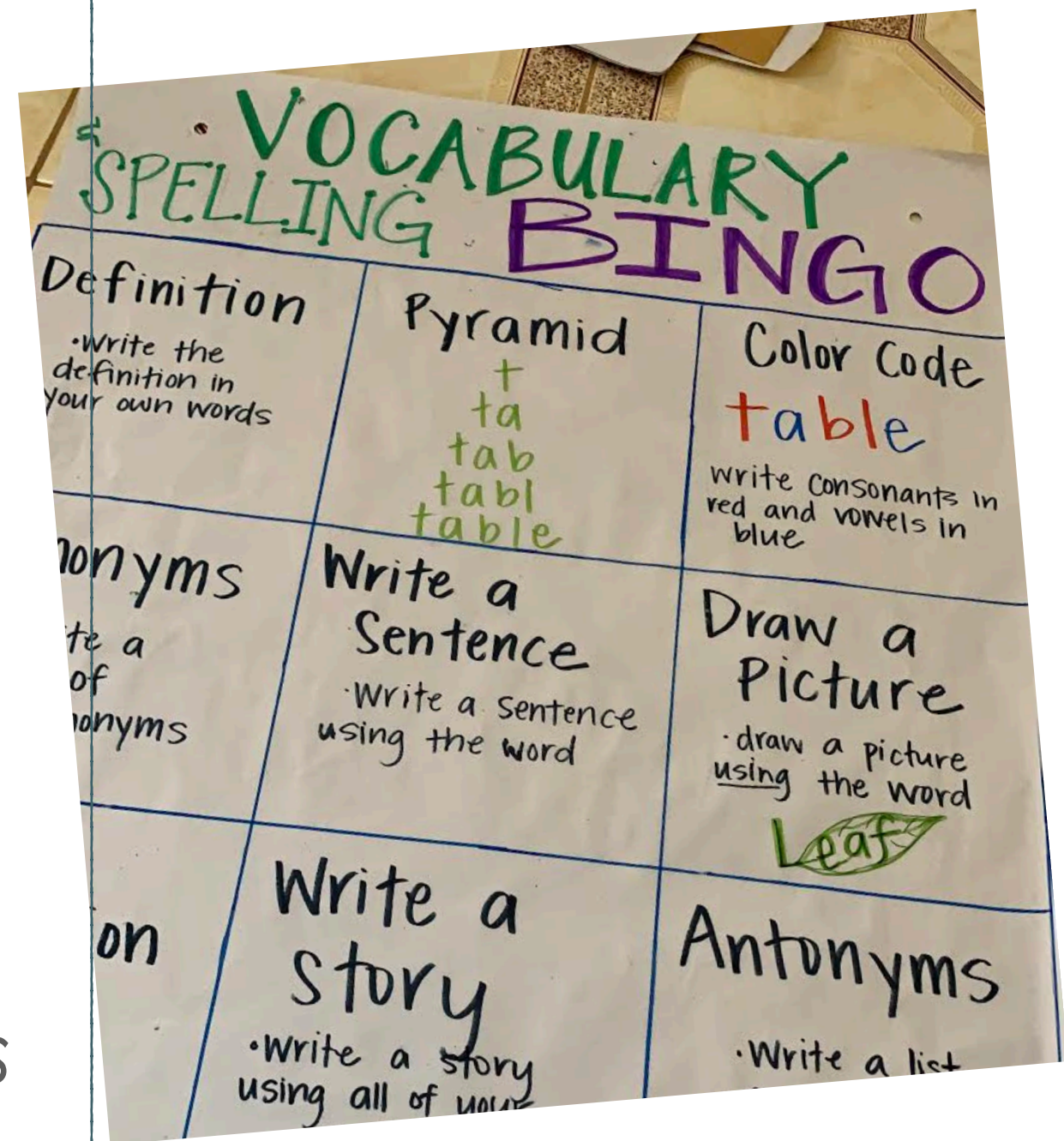
Vocabulary & Spelling Bingo is great for this



VOCABULARY - SPELLING BINGO

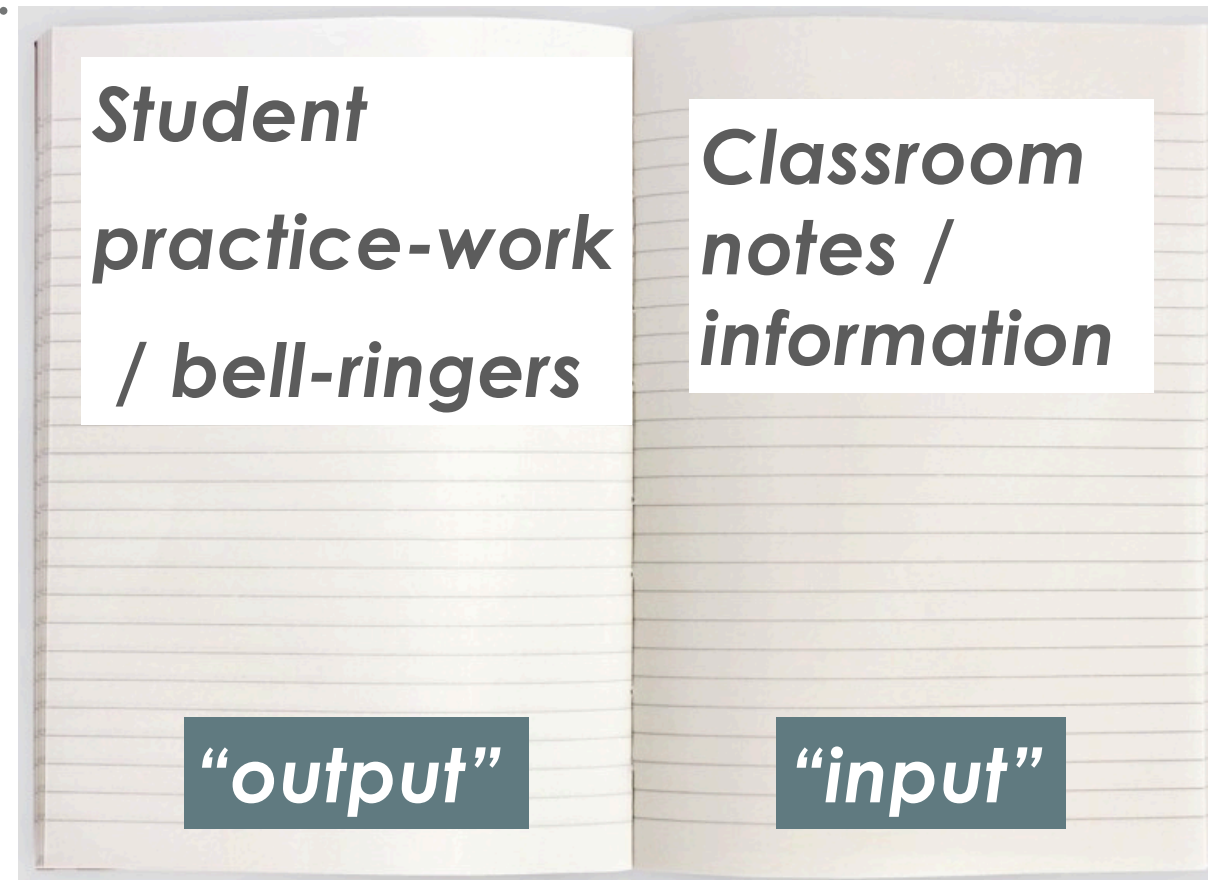
How can I use this?

- Bell-Ringers/Exit-slips
- After reading
- When students finish work early
- Roll a dice: assign each box to a number
- M-F do a different box
- “Quilt” - each student has to complete the entire grid, one at a time, as their own choice



MANAGEMENT:

1. notebooks



2. notes



3. weekly pages

A weekly page template with a pink border. It features two main sections: "BELL RINGERS" and "EXIT TICKETS". Each section has a header with "NAME:" and "DATE:" fields, followed by a grid of days (Monday, Tuesday, Wednesday, Thursday, Friday) with lined space for writing. The "BELL RINGERS" section is on the left and the "EXIT TICKETS" section is on the right.

MANAGEMENT:



4. Grading options:

- *Grade once a week; students don't know which*
- *Stamp or check each one in class*
- *Class assessment: ask for answers and ideas after completion*
- *Use these activities as an assessment for you as the teacher, not necessarily as a grade for students*

QUESTIONS ABOUT SPECIFIC STRATEGIES...



ANY QUESTIONS?

